







POMPIERI

112

LUKAS



POMPIERI

T6H 13.250






















POMPIERI

B 059042

I.S.U. OLT
POMPIERI

I.S.U.


Identification badge













Climate control panel with three large rotary knobs. The left knob is labeled "FAN", the middle knob is labeled "TEMP", and the right knob is labeled "MODE". There are also smaller buttons for "AUTO" and "OFF".

Three yellow labels above three buttons. The labels are partially legible and appear to say "BRAKE", "PARK", and "HOLD".

A grid of buttons with various icons and labels. The top row includes a red button labeled "PUSH TO LOCK", a button with a car icon, and a button with a car icon. The bottom row includes a button with a car icon, a button with a car icon, and a button with a car icon.

Infotainment screen displaying a navigation map. Below the screen are several buttons and a volume knob. A cable is plugged into the bottom left of the screen.

Microphone and push-to-talk button. The microphone is labeled "MICROPHONE" and has a coiled cord. The push-to-talk button is a large, rectangular button with a microphone icon.


Two air vents with horizontal slats. The vents are located on the right side of the dashboard.

Storage compartment containing a smartphone and some papers. The compartment is located on the right side of the dashboard.

Storage compartment containing papers and a small orange packet. The compartment is located on the right side of the dashboard.




































































CE

COMBI-CLIP

MAN

E 059067























POMPIERI

112



POMPIERI

112



POMPIERI

112









